

COLPOSCOPE

imed medical

Worklist:
DICOM
GDT
USB

WILD
COLPO

The digital
3D stereo
colposcope!

■ Made
■ in
■ Germany

**3D
2D**




Worklist:
**DICOM
GDT
USB**

Camera modes switchable		
3D	2D left	2D right
Camera left and right active	Left Camera Active	Right Camera Active
Individual camera activation for live view during colposcopy		



Variable working distance for digital 3D stereo colposcope
 280 mm - 380 mm



USB

WLAN / LAN
DICOM or GDT
interface

separate
HDMI
monitor



2D

Worklist:
DICOM
GDT
USB

separate
monitor



USB



WLAN / LAN
DICOM or GDT
interface

separate
HDMI
monitor



Worklist: DICOM GDT USB

Input: Patient data via virtual keyboard or via worklist from the patient management system



Image review: Display of previous images on main monitor and touchscreen monitor



Variable working distance with the 2D digital video colposcope

300 mm - 450 mm



USB



WLAN / LAN
DICOM or GDT
interface

separate
HDMI
monitor

Worklist:
DICOM
GDT
USB

Touchscreen monitor areas

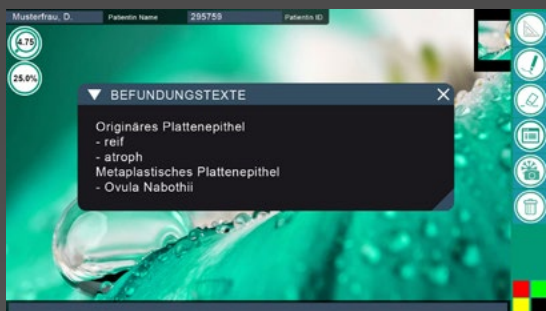
Patient data
 Magnification
 Light brightness intensity
 Status bar
 Picture and video display with selection option
 Menu list

White LED light and other light colours (digital colour filter) finely adjustable

Left camera Right camera



Image processing: Selection of report texts according to the cervix uteri nomenclature



Side by side image comparison

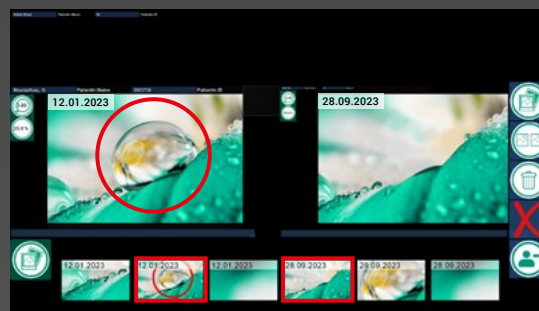
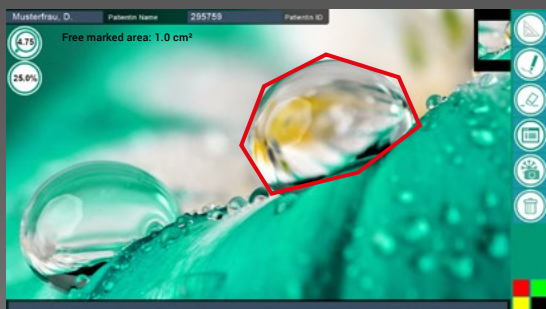


Image marking: Functionalities in 3D mode

Free areas with area measurement



Circles with measurement



Measurement - Centre of the body with distance measurement



Measurement - distance measurement




COLPOSCOPE

Adaptation of the most common micro-manipulators for CO² laser operations



Worklist:
DICOM
GDT
USB



CO² Laser Micromanipulator



CO² LASER



For more information, scan the QR code and visit our website.



The technical data mentioned is approximate. Technical changes and errors excepted. All rights reserved. Status 08.09.2023

